

Light-emitting diode module Prism P3 SE 1,2W

TECHNICAL INFORMATION

LED type	2835
Input	12V DC
Color temperature	6500 K
Beam angle	165°
Protection level	IP 67
Center-to-center distance	180 mm
Working temperature	-30°C + 50°C
Available colors	●
Power	1,2 W
Light output	132 lm

FOR CHANNEL LETTERS

MODULE DESIGNED FOR CHANNEL LETTERS

DEPTH 100-150 MM

BEST FOR 100-150MM DEEP LIGHTBOXES

MIN MAX 1:1,8 RATIO

RECOMMENDED DEPTH: C-C DISTANCE RATIO

UP TO 110LM/W

HIGH EFFICIENCY LED INSIDE

IP 67

DUST AND WATER PROTECTED

132lm


HIGH BRIGHTNESS 114 LM PER MODULE

6500 K

6500 K AND OTHER COLORS

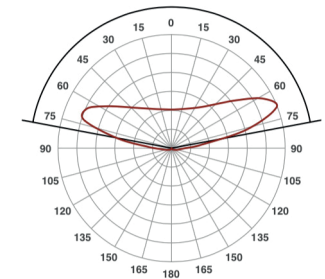
5 YEARS WARRANTY

5 YEAR EXTENDED WARRANTY

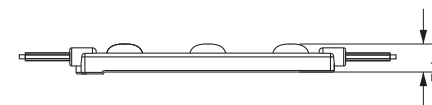
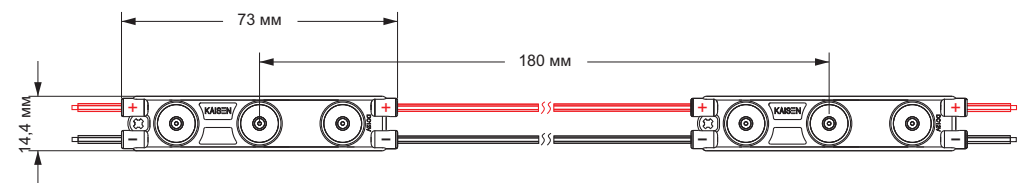


LIGHT DISTRIBUTION GRAPH

Beam angle is 165°



DIMENSIONS



PACKAGING

Packing type	Chain	Package	Box
Quantity	20 pcs	100 pcs	1800 pcs
Weight	0,14 kg	0,7 kg	12,8 kg

CONNECTION

