
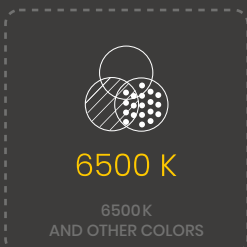
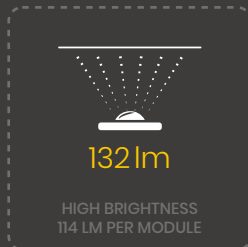
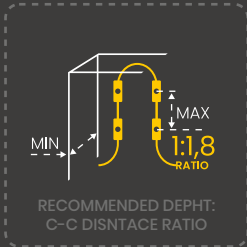
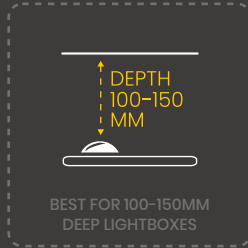



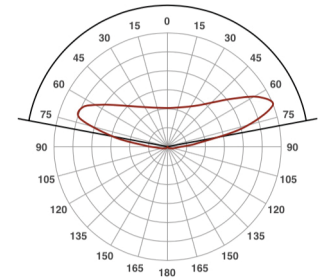
Light-emitting diode module Prism P3 SE 1,2W

TECHNICAL INFORMATION

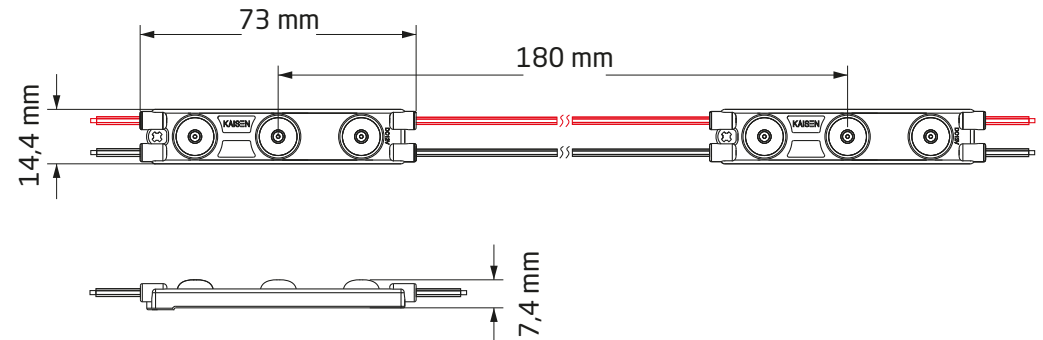
LED type	2835
Input	12V DC
Color temperature	6500 K
Beam angle	165°
Protection level	IP 67
Center-to-center distance	180 mm
Working temperature	-30°C + 50°C
Available colors	●
Power	1,2 W
Light output	132 lm



LIGHT DISTRIBUTION GRAPH
Beam angle is 165°



DIMENSIONS



PACKAGING

Packing type	Chain	Package	Box
Quantity	20 pcs	100 pcs	3200 pcs
Weight	0,14 kg	0,7 kg	21,8 kg

CONNECTION

