
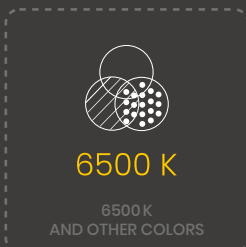
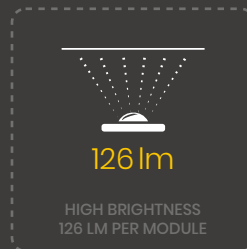
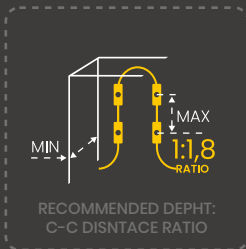
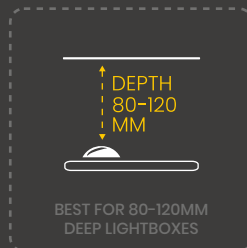


Light-emitting diode module

Prism PRO2 HE+ 24V

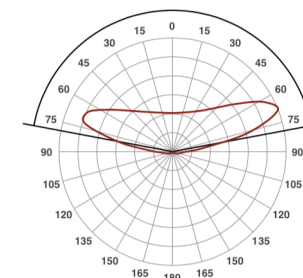
TECHNICAL INFORMATION

LED type	2835
Input	24V DC
Color temperature	6500 K / 8500 K
Beam angle	165°
Protection level	IP 67
Center-to-center distance	200 mm
Working temperature	-30°C + 50°C
Available colors	●
Power	0,72 W
Light output	126 lm

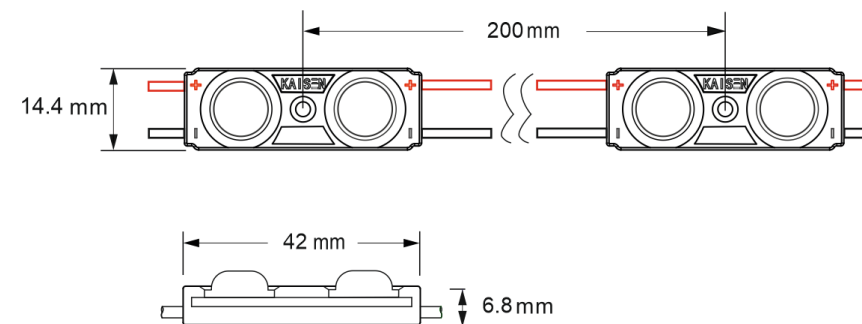


LIGHT DISTRIBUTION GRAPH

Beam angle is 165°



DIMENSIONS



PACKAGING

Packing type	Chain	Package	Box
Quantity	20 pcs	200 pcs	2000 pcs
Weight	0,2 kg	2 kg	20,5 kg

CONNECTION

