

Light-emitting diode module Prism P3 SE 0,72W

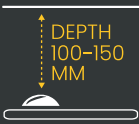
TECHNICAL INFORMATION

LED type	2835
Input	12V DC
Color temperature	6500 K
Beam angle	165°
Protection level	IP 67
Center-to-center distance	150 mm
Working temperature	-30°C + 50°C
Available colors	●
Power	0,72 W
Light output	79 lm



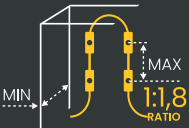
FOR CHANNEL LETTERS

MODULE DESIGNED CHANNEL LETTERS



DEPTH 100-150 MM

BEST FOR 100-150MM DEEP LIGHTBOXES



RECOMMENDED DEPTH: C-C DISTANCE RATIO 1:1,8




UP TO 110LM/W

HIGH EFFICIENCY LED INSIDE




IP 67

DUST AND WATER PROTECTED



79lm

HIGH BRIGHTNESS 79 LM PER MODULE




6500 K

6500K AND OTHER COLORS



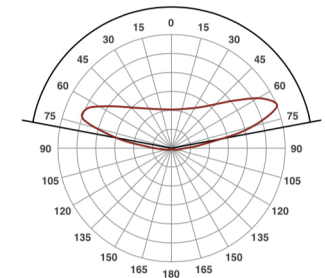
5 YEARS WARRANTY

5 YEAR EXTENDED WARRANTY

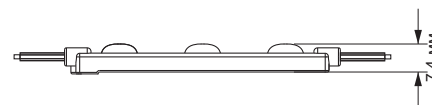
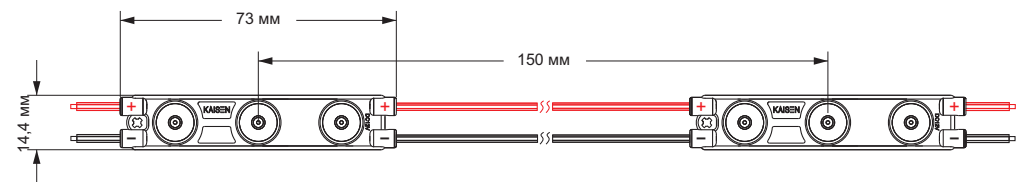


LIGHT DISTRIBUTION GRAPH

Beam angle is 165°



DIMENSIONS



CONNECTION



PACKAGING

Packing type	Chain	Package	Box
Quantity	20 pcs	100 pcs	1800 pcs
Weight	0,14 kg	0,7 kg	12,8 kg